



Xilinx Unified 2021.1 Installer - Welcome

UNIFIED Xilinx Installer

Welcome

We are glad you've chosen Xilinx as your platform development partner. This program can install the Xilinx products including Vitis, Vivado Design Environment, Lab Edition, Bootgen, PetaLinux, and Documentation Navigator.


Supported operating systems for 2021.1 are:

- Windows 10 Professional and Enterprise versions 1809, 1903, 1909 and 2004: 64-bit

Note: This release requires upgrading your license server tools to the Flex 11.17.2 versions. Please confirm with your license admin that the correct version of the license server tools are installed and available, before running the tools.

Note: This installation program will not install cable drivers on Linux. This item will need to be installed separately, with administrative privileges.

To reduce installation time, we recommend that you disable any anti-virus software before continuing.




Copyright © 1986-2021 Xilinx, Inc. All rights reserved.

Preferences < Back Next > Cancel

Xilinx Unified 2021.1 Installer - Select Install Type

Select Install Type

Please select install type and provide your Xilinx.com E-mail Address and password for authentication.



User Authentication

Please provide your Xilinx user account credentials to download the required files.
If you don't have an account, [please create one](#). If you forgot your password, you can [reset it here](#).

E-mail Address

Password

Download and Install Now

Select your desired device and tool installation options and the installer will download and install just what is required.

Download Image (Install Separately)


The installer will download an image containing all devices and tool options for later installation. Use this option if you wish to install a full image on a network drive or allow different users maximum flexibility when installing.

Copyright © 1986-2021 Xilinx, Inc. All rights reserved.

< Back Next > Cancel

Xilinx Unified 2021.1 Installer - Select Product to Install

Select Product to Install

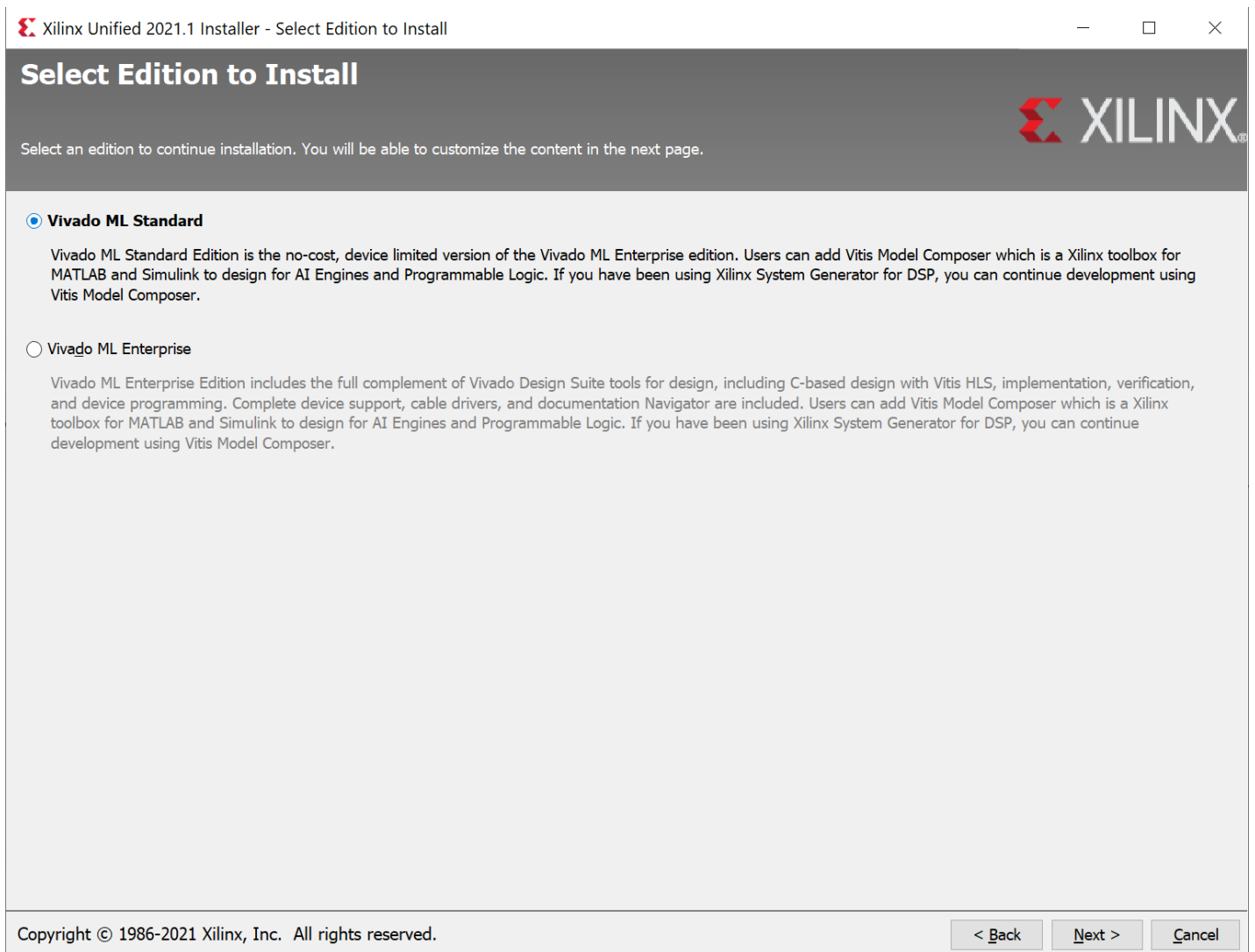


Select a product to continue installation. You will be able to customize the content in the next page.

- Vitis**
Installs Vitis Core Development Kit for embedded software and application acceleration development on Xilinx platforms. Vitis installation includes Vivado Design Suite. Users can also install Vitis Model Composer to design for AI Engines and Programmable Logic in MATLAB and Simulink.
- Vivado**
Includes the full complement of Vivado Design Suite tools for design, including C-based design with Vitis High-Level Synthesis, implementation, verification and device programming. Complete device support, cable driver, and Document Navigator included. Users can also install Vitis Model Composer to design for AI Engines and Programmable Logic in MATLAB and Simulink.
- On-Premises Install for Cloud Deployments (Linux only)**
Install on-premises version of tools for cloud deployments.
- BootGen**
Installs Bootgen for creating bootable images targeting Xilinx SoCs and FPGAs.
- Lab Edition**
Installs only the Xilinx Vivado Lab Edition. This standalone product includes the Vivado Device Programmer and Vivado Logic Analyzer tools.
- Hardware Server**
Installs hardware server and JTAG cable drivers for remote debugging.
- PetaLinux**
PetaLinux SDK is a Xilinx development tool that contains everything necessary to build, develop, test, and deploy embedded Linux systems.
- Documentation Navigator (Standalone)**


Copyright © 1986-2021 Xilinx, Inc. All rights reserved.

< Back Next > Cancel



Xilinx Unified 2021.1 Installer - Vivado ML Standard

Vivado ML Standard



Customize your installation by (de)selecting items in the tree below. Moving cursor over selections below provide additional information.

Vivado ML Standard Edition is the no-cost, device limited version of the Vivado ML Enterprise edition. Users can add Vitis Model Composer which is a Xilinx toolbox for MATLAB and Simulink to design for AI Engines and Programmable Logic. If you have been using Xilinx System Generator for DSP, you can continue development using Vitis Model Composer.

- Design Tools
 - Vivado Design Suite
 - Vivado
 - Vitis HLS
 - Vitis Model Composer (Xilinx Toolbox for MATLAB and Simulink. Includes the functionality of System Generator for DSP)
 - DocNav
- Devices
 - Production Devices
 - SoCs
 - Zynq-7000 ([limited support](#))
 - Zynq UltraScale+ MPSoC ([limited support](#))
 - Zynq UltraScale+ RFSoc
 - 7 Series ([limited support](#))
 - Artix-7
 - Kintex-7
 - Spartan-7
 - Virtex-7
 - UltraScale ([limited support](#))
 - Kintex UltraScale
 - Virtex UltraScale
 - UltraScale+ ([limited support](#))
 - Kintex UltraScale+
 - Virtex UltraScale+
 - Virtex UltraScale+ HBM
 - Virtex UltraScale+ 58G
 - Versal ACAP
 - Engineering Sample Devices
- Installation Options
 - Install Cable Drivers (You MUST disconnect all Xilinx Platform Cable USB II cables before proceeding)
 - Enable WebTalk for Vivado to send usage statistics to Xilinx (Always enabled for Vivado ML Standard license)

Download Size: 21.64 GB
Disk Space Required: 68.94 GB


[Reset to Defaults](#)

Copyright © 1986-2021 Xilinx, Inc. All rights reserved.

< Back Next > Cancel

Xilinx Unified 2021.1 Installer - Accept License Agreements

Accept License Agreements



Please read the following terms and conditions and indicate that you agree by checking the I Agree checkboxes.

Xilinx Inc. End User License Agreement

By checking "I Agree" below, or OTHERWISE ACCESSING, DOWNLOADING, INSTALLING or USING THE SOFTWARE, I AGREE on behalf of licensee to be bound by the agreement, which can be viewed by [clicking here](#).

I Agree

WebTalk Terms And Conditions

By checking "I Agree" below, I also confirm that I have read [Section 13 of the terms and conditions](#) above concerning WebTalk and have been afforded the opportunity to read the WebTalk FAQ posted at <https://www.xilinx.com/products/design-tools/webtalk.html>. I understand that I am able to disable WebTalk later if certain criteria described in Section 13(c) apply. If they don't apply, I can disable WebTalk by uninstalling the Software or using the Software on a machine not connected to the internet. If I fail to satisfy the applicable criteria or if I fail to take the applicable steps to prevent such transmission of information, I agree to allow Xilinx to collect the information described in Section 13(a) for the purposes described in Section 13(b).

I Agree

Third Party Software End User License Agreement

By checking "I Agree" below, or OTHERWISE ACCESSING, DOWNLOADING, INSTALLING or USING THE SOFTWARE, I AGREE on behalf of licensee to be bound by the agreement, which can be viewed by [clicking here](#).

I Agree


Copyright © 1986-2021 Xilinx, Inc. All rights reserved.

< Back Next > Cancel

Xilinx Unified 2021.1 Installer - Select Destination Directory

Select Destination Directory

Choose installation options such as location and shortcuts.



Installation Options

Select the installation directory

C:\Xilinx

Installation location(s)

- C:\Xilinx\Vivado\2021.1
- C:\Xilinx\Vitis_HLS\2021.1
- C:\Logiciels\Xilinx\DocNav ⓘ

Download location

C:\Xilinx\Downloads\Vivado_2021.1

Disk Space Required

Download Size:	21.64 GB
Disk Space Required:	68.94 GB
Final Disk Usage:	40.67 GB
Disk Space Available:	254.43 GB

Select shortcut and file association options

Create program group entries

Xilinx Design Tools

Create desktop shortcuts

Create file associations

Apply shortcut & file association selections to

Current user

All users

ⓘ This tool is not versioned. Any new installation of the tool will overwrite the existing installation.

Copyright © 1986-2021 Xilinx, Inc. All rights reserved.

< Back Next > Cancel

Xilinx Unified 2021.1 Installer - Installation Summary

UNIFIED Xilinx Installer

Installation Summary

Edition: Vivado ML Standard

Devices

- Production Devices (7 Series)

Design Tools

- Vivado Design Suite (Vivado, Vitis HLS)
- DocNav

Installation Options

- Enable WebTalk for Vivado to send usage statistics to Xilinx (Always enabled for Vivado ML Standard license)
- Install Cable Drivers (You MUST disconnect all Xilinx Platform Cable USB II cables before proceeding)

Installation location


- C:\Xilinx\Vivado\2021.1
- C:\Xilinx\Vitis_HLS\2021.1
- C:\Logiciels\Xilinx\DocNav

Download location

- C:\Xilinx\Downloads\Vivado_2021.1

Disk Space Required

- Download Size: 21.64 GB
- Disk Space Required: 68.94 GB
- Final Disk Usage: 40.67 GB



Copyright © 1986-2021 Xilinx, Inc. All rights reserved.

Preferences < Back **Install** Cancel